


First Grade Summer Packet

- Return in September during the 1st week of school
- Review all of your Kindergarten sight words
- Take time to read to your child and visit the library
- Encourage your child to be a writer
- Practice math facts:
(addition & subtraction)



KINDERGARTEN SIGHT WORDS

Please review these kindergarten sight words in preparation for first grade.

I	come	with
my	what	you
now	are	is
how	find	this
will	like	the
and	a	see
we	to	me
be	for	go
she	make	all
play	he	said
no	good	look
do	out	down
off	have	take
help		


Name _____

Practice *YOUR* Printing (CAPITALS)

A B C D E F G

H I K L M N O

P Q R S T U V

W X Y Z 

DIRECTIONS: Trace the capital letters. Color a star each time you trace them.

Name _____

Practice *YOUR* Printing (lowercase)

a b c d e f g

h i j k l m n o

p q r s t u v

w x y z



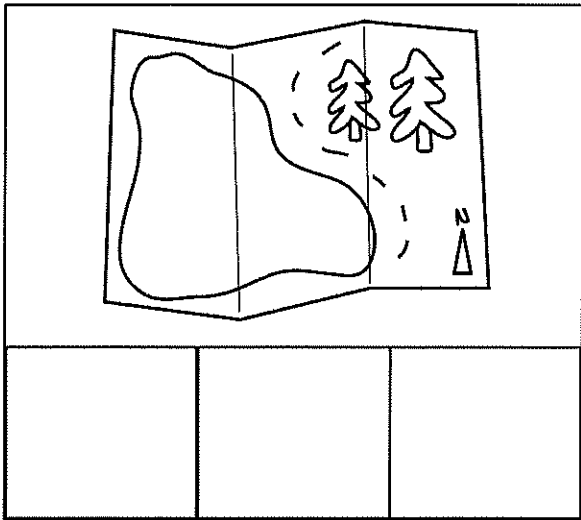




DIRECTIONS: Trace the lowercase letters. Color a star each time you trace them.

Name _____

© Kendra's Kindergarten 2015

CVC Cut AND Paste



DIRECTIONS: ~~Cut and paste~~ the letters to build the cvc words.




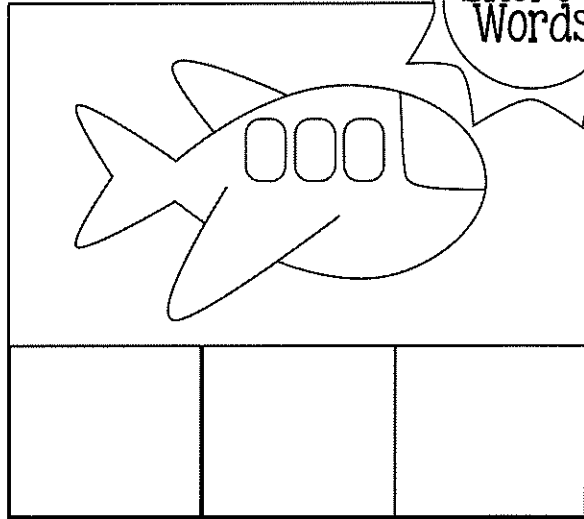

Write

Name _____

© Kendra's Kindergarten 2015

CVC Cut AND Paste

Short e
Words




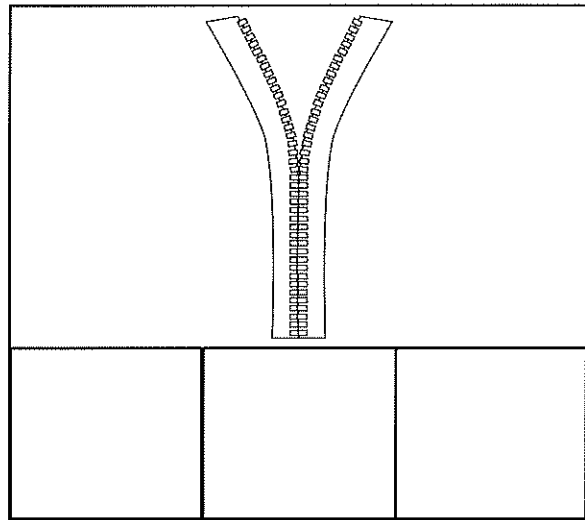



DIRECTIONS: ~~Cut and paste~~ the letters to build the cvc words.

Write

Name _____

© Kendra's Kindergarten 2015

CVC Cut ~~and~~ Paste







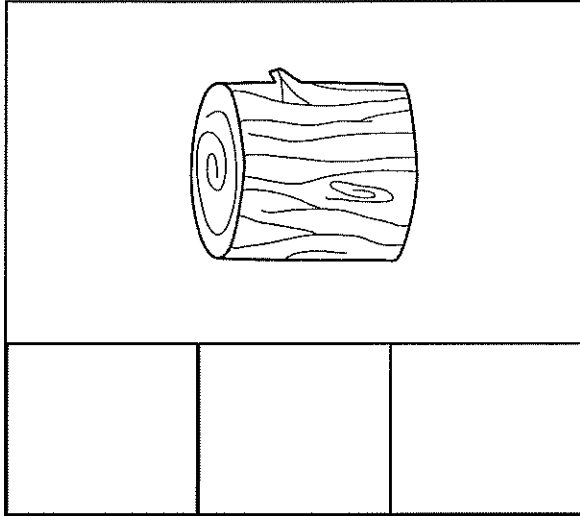
DIRECTIONS: ~~Cut and paste~~ the letters to build the cvc words.

Write

Name _____

© Kendra's Kindergarten 2015

CVC Cut *AND* Paste








DIRECTIONS: ~~Cut and paste~~ the letters to build the cvc words.

Write

Name _____

© Kendra's Kindergarten 2015

CVC Cut AND Paste





DIRECTIONS: ~~cut and paste~~ the letters to build the cvc words.

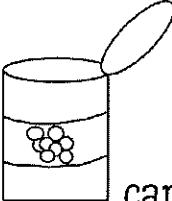
Write


Name _____

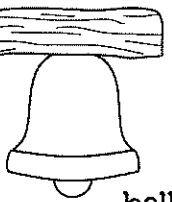
Time to Rhyme


 dog		
--	--	--

 fin		
--	--	--

 can		
--	--	--


 cat		
--	--	--


 bell		
---	--	--


 bug		
--	--	--

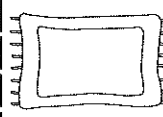
 pin
--


 frog


 bat
--

 log
--

 smell
--

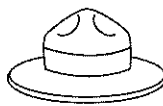
 rug
--


 shell
--

 man
--

 mug
--

 fan
--

 hat
--

 twin

DIRECTIONS: Cut out the pictures on the bottom. Glue them next to the rhyming picture on the top.

Read the words at the bottom. Write them next to the rhyming words at the top.

Name _____

Change It


	Change the Beginning Sound	Change the Middle Sound	Change the Ending Sound
cat	at	c t	ca
beg	eg	b g	be
pin	in	p n	pi
mop	op	m p	mo
rug	ug	r g	ru

DIRECTIONS: Read the first word in each row. Change the beginning sound, the middle sound, and the ending sound to make new, real words.

Name _____

© Kendra's Kindergarten 2015

Picture & Write




DIRECTIONS: Write a story to go with the picture. Use some of the labels to help you write.

Name _____

© Kendra's Kindergarten 2015

Picture & Write 2



DIRECTIONS: Write a story to go with the picture. Use some of the labels to help you write.

Name _____

© Kendra's Kindergarten 2015

Read AND draw Simple Sentences


The dog likes to play.

I have a red bike. It is fast.

The pink pig rolls in the mud.

I can see six kites.

DIRECTIONS: Read each sentence and draw a picture to match.



Name _____

Roll and Trace Sight Words

the	could	is	are	been	very
from	of	your	he	a	come
for	we	her	and	does	their
or	was	you	no	were	by
where	to	said	they	do	be
1	2	3	4	5	6

DIRECTIONS: Roll a dice. Read and trace a word above the number you roll. Continue until all words have been read and traced.

Name _____


© Kendra's Kindergarten 2015

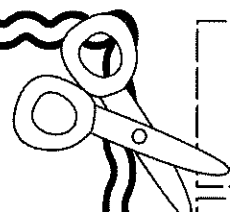
Sight Word Search

t	h	e	x	t	o	g	h	f	k
g	a	o	a	h	f	e	q	v	b
m	h	r	x	t	j	g	f	j	z
n	h	e	x	f	o	w	h	e	c
w	h	e	c	t	f	g	h	g	q
s	k	i	x	g	b	z	y	l	p
c	h	e	y	o	u	x	h	i	s
z	h	o	c	g	r	f	h	j	k
f	a	n	d	t	f	o	r	t	l
d	y	o	w	b	n	j	s	a	k

the of and a to
is or you he for

DIRECTIONS: Find and circle the sight words.



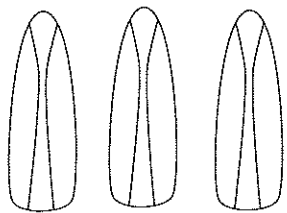
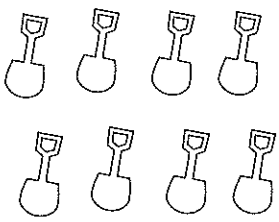

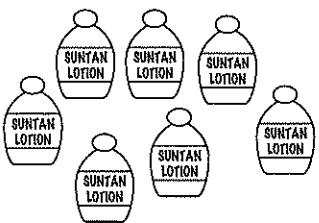
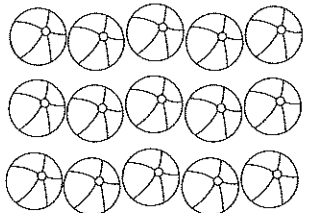

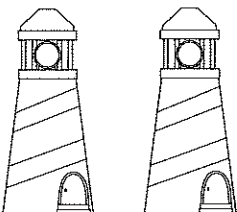




Name _____

How Many? Cut AND Paste

© Kendra's Kindergarten 2015

 <input data-bbox="479 577 641 745" type="text"/>	 <input data-bbox="998 577 1169 745" type="text"/>
 <input data-bbox="479 840 641 1008" type="text"/>	<input data-bbox="998 840 1169 1008" type="text"/>
 <input data-bbox="479 1102 641 1270" type="text"/>	 <input data-bbox="998 1102 1169 1270" type="text"/>
 <input data-bbox="479 1354 641 1522" type="text"/>	 <input data-bbox="998 1354 1169 1522" type="text"/>
 <input data-bbox="479 1617 641 1785" type="text"/>	 <input data-bbox="998 1617 1169 1785" type="text"/>


5
8
11
3
15
0
7
12
2
9

Write the numbers

DIRECTIONS: Count the objects. ~~Cut out the numbers~~ and glue them in the correct boxes.

Name _____

Count to 100




1	2				6			9	
		13				17			20
21				25			28		
	32				36			39	
41			44						
				55			58		
	62							69	
		73							80
81							88		
	92							99	

DIRECTIONS: Fill in the missing numbers.

Name _____

Count to 100 BY tens



10		30					80		100
----	--	----	--	--	--	--	----	--	-----

	20			50				90	
--	----	--	--	----	--	--	--	----	--

		30							100
--	--	----	--	--	--	--	--	--	-----

10				50				90	
----	--	--	--	----	--	--	--	----	--

	20				60				100
--	----	--	--	--	----	--	--	--	-----

DIRECTIONS: Fill in the missing numbers. Count by 10s.

Name _____

Add to Two

$$\begin{array}{r} 2 \\ + 0 \\ \hline \end{array}$$

$$\begin{array}{r} 3 \\ + 1 \\ \hline \end{array}$$

$3 + 1 =$

$$\begin{array}{r} 1 \\ + 1 \\ \hline \end{array}$$

$$\begin{array}{r} 1 \\ + 0 \\ \hline \end{array}$$

$2 + 1 =$

$$\begin{array}{r} 4 \\ + 0 \\ \hline \end{array}$$

$$\begin{array}{r} 1 \\ + 1 \\ \hline \end{array}$$

$0 + 2 =$

$$\begin{array}{r} 1 \\ + 2 \\ \hline \end{array}$$


$$\begin{array}{r} 4 \\ + 0 \\ \hline \end{array}$$

$2 + 3 =$

$3 + 0 =$

$2 + 3 =$

$$\begin{array}{r} 0 \\ + 5 \\ \hline \end{array}$$



DIRECTIONS: Circle the addition problems that have a sum of 2.

Name _____

Add to Three

$$\begin{array}{r} 2 \\ + 1 \\ \hline \end{array}$$

$$\begin{array}{r} 3 \\ + 0 \\ \hline \end{array}$$

$4 + 1 =$

$$\begin{array}{r} 1 \\ + 2 \\ \hline \end{array}$$

$$\begin{array}{r} 1 \\ + 0 \\ \hline \end{array}$$

$3 + 1 =$

$$\begin{array}{r} 4 \\ + 1 \\ \hline \end{array}$$

$$\begin{array}{r} 0 \\ + 1 \\ \hline \end{array}$$

$0 + 3 =$

$$\begin{array}{r} 1 \\ + 2 \\ \hline \end{array}$$


$$\begin{array}{r} 4 \\ + 0 \\ \hline \end{array}$$

$2 + 3 =$

$3 + 0 =$

$2 + 2 =$

$$\begin{array}{r} 0 \\ + 5 \\ \hline \end{array}$$



DIRECTIONS: Circle the addition problems that have a sum of 3.

Name _____

Add to Four

$$\begin{array}{r} 2 \\ + 2 \\ \hline \end{array}$$

$$\begin{array}{r} 4 \\ + 0 \\ \hline \end{array}$$

$4 + 1 =$

$$\begin{array}{r} 2 \\ + 2 \\ \hline \end{array}$$

$$\begin{array}{r} 1 \\ + 0 \\ \hline \end{array}$$

$3 + 1 =$

$$\begin{array}{r} 3 \\ + 1 \\ \hline \end{array}$$

$$\begin{array}{r} 4 \\ + 1 \\ \hline \end{array}$$

$0 + 4 =$

$$\begin{array}{r} 3 \\ + 2 \\ \hline \end{array}$$


$$\begin{array}{r} 5 \\ + 0 \\ \hline \end{array}$$

$2 + 3 =$

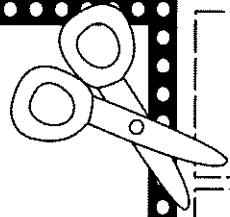
$3 + 1 =$

$2 + 2 =$

$$\begin{array}{r} 0 \\ + 0 \\ \hline \end{array}$$



DIRECTIONS: Circle the addition problems that have a sum of 4.



Name _____

Missing Addend Cut AND Paste

$4 + \square = 5$	$3 + \square = 6$
$2 + \square = 7$	$1 + \square = 8$
$4 + \square = 10$	$3 + \square = 5$
$9 + \square = 9$	$4 + \square = 8$
$1 + \square = 9$	$1 + \square = 10$

- 1
- 2
- 4
- 3
- 7
- 5
- 0
- 6
- 8
- 9

~~DIRECTIONS: Cut out the numbers and glue them in the boxes to fill in the missing addends.~~
Write the numbers

Name _____

Add to Five

$$\begin{array}{r} 3 \\ + 2 \\ \hline \end{array}$$

$$\begin{array}{r} 4 \\ + 0 \\ \hline \end{array}$$

$4 + 1 =$

$$\begin{array}{r} 2 \\ + 3 \\ \hline \end{array}$$

$$\begin{array}{r} 1 \\ + 1 \\ \hline \end{array}$$

$3 + 2 =$

$$\begin{array}{r} 3 \\ + 1 \\ \hline \end{array}$$

$$\begin{array}{r} 4 \\ + 1 \\ \hline \end{array}$$

$0 + 2 =$

$$\begin{array}{r} 2 \\ + 2 \\ \hline \end{array}$$


$$\begin{array}{r} 5 \\ + 0 \\ \hline \end{array}$$

$2 + 3 =$

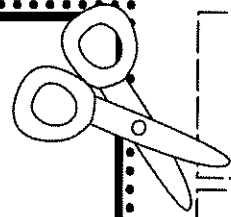
$3 + 1 =$

$2 + 2 =$

$$\begin{array}{r} 1 \\ + 1 \\ \hline \end{array}$$

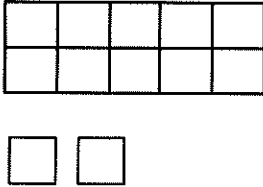

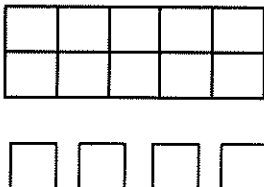





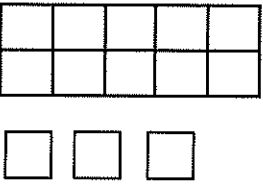

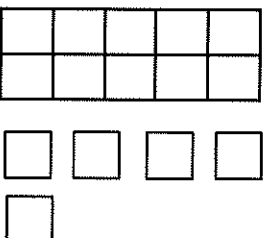

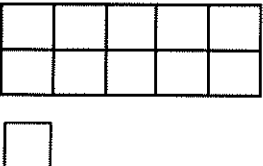

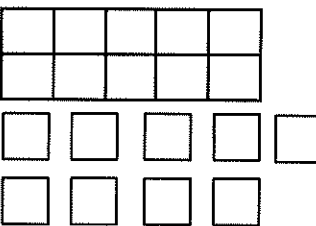







DIRECTIONS: Circle the addition problems that have a sum of 5.



Name _____

Base Tens Cut AND Paste

- 10
- 11
- 12
- 13
- 14
- 15
- 16
- 17
- 18
- 19

DIRECTIONS: Count the blocks. ~~Write the numbers and glue them~~ **Write the numbers** in the correct boxes.